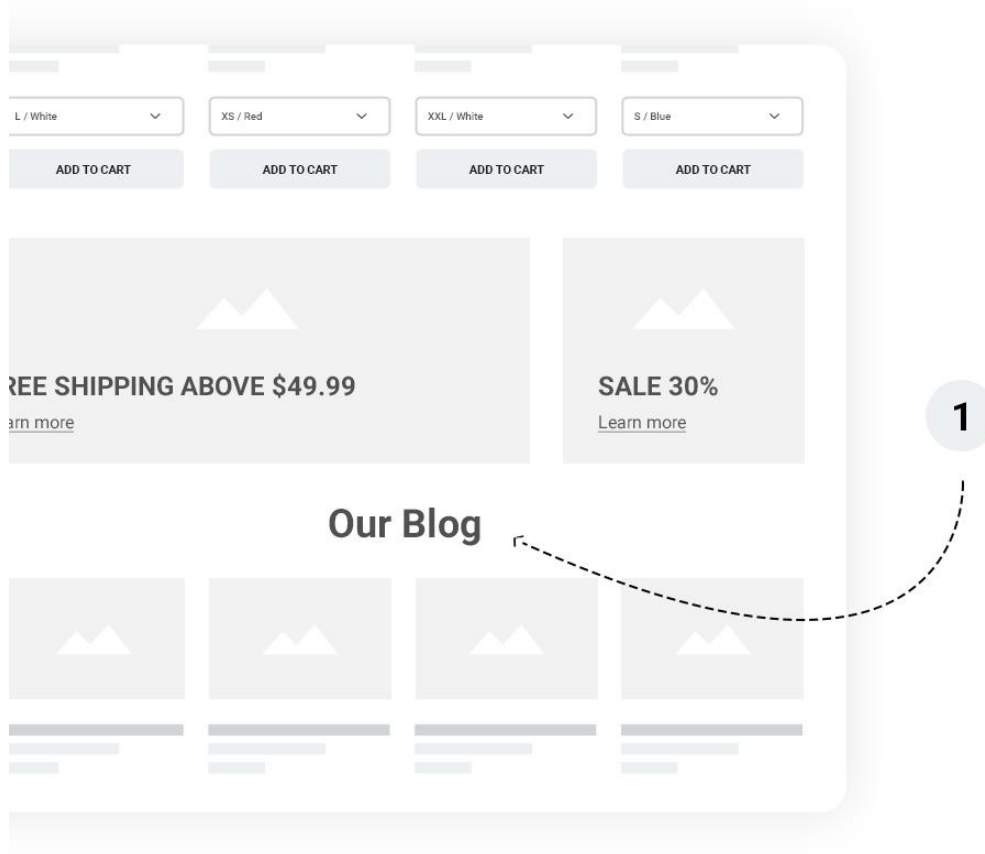


Translations FAQ

1. [Blog on the main and blog pages](#)
2. ["Size Guide", "Hurry up! Only 900 item\(s\) left in Stock!", "REAL TIME: Visitor right now" on the product page](#)
3. [Newsletter form text](#)
4. ["New arrival", "Best seller", "Special"](#)
5. [Tax included](#)
6. [New, On sale, Online only](#)

Blog on the main and blog pages



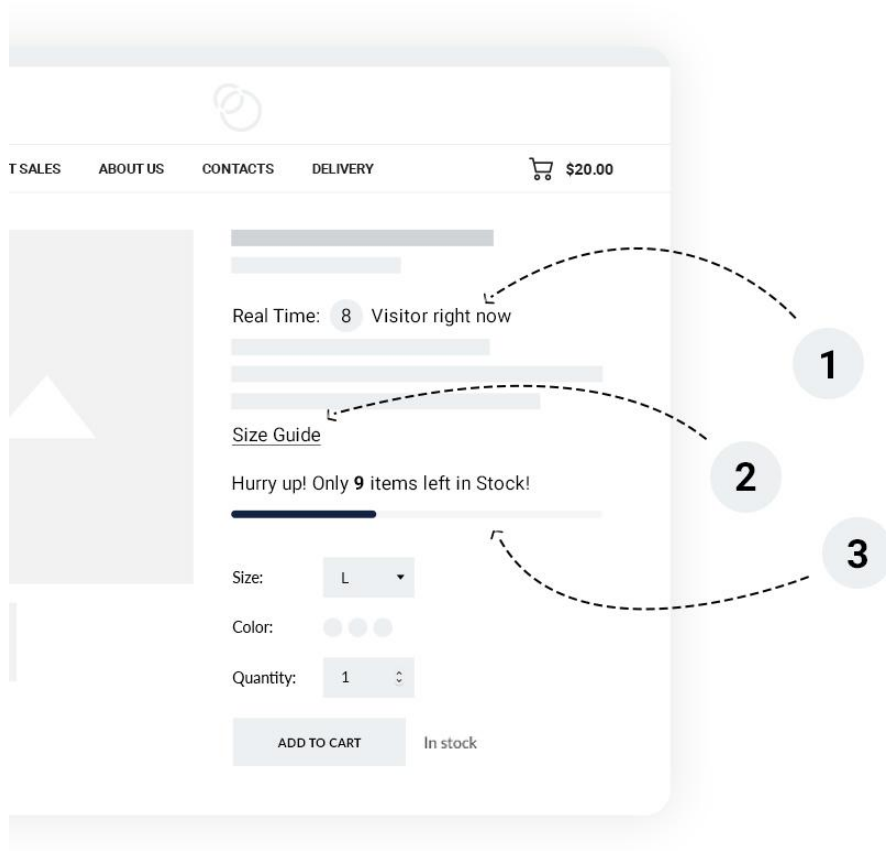
Open the menu on the left bar: [International / Translations](#)

Select the following type of translation of the [Modify translations](#) form: [Type of translation](#) :

- Installed modules translations
- Select your module: [AN Blog Management](#)
- Select your language: the language you want to change the button text or make a translation for

On the next page find the required expression and fill in the text in the appropriate field, then save.

"Size Guide", "Hurry up! Only 900 item(s) left in Stock!", "REAL TIME: Visitor right now" on the product page



1, 2, 3:

- Installed modules translations
- Select your module: [AN Hurry up](#) Or [Real time visitor counter](#) Or [Size Guide](#)
- Select your language: the language you want to change the button text or make a translation for

On the next page find the required expression and fill in the text in the appropriate field, then save.

Newsletter form text

The image shows a newsletter form with the following elements:

- 1** Points to the **Newsletter** title.
- 2** Points to the text: "Subscribe to mailing list to receive updates on new arrivals, special offers and other discount information".

The form includes:

- An email input field with the placeholder text "Enter your email" and an "@" icon.
- A checkbox with the text "I agree to subscribe to the newsletter".
- A **SUBSCRIBE** button.

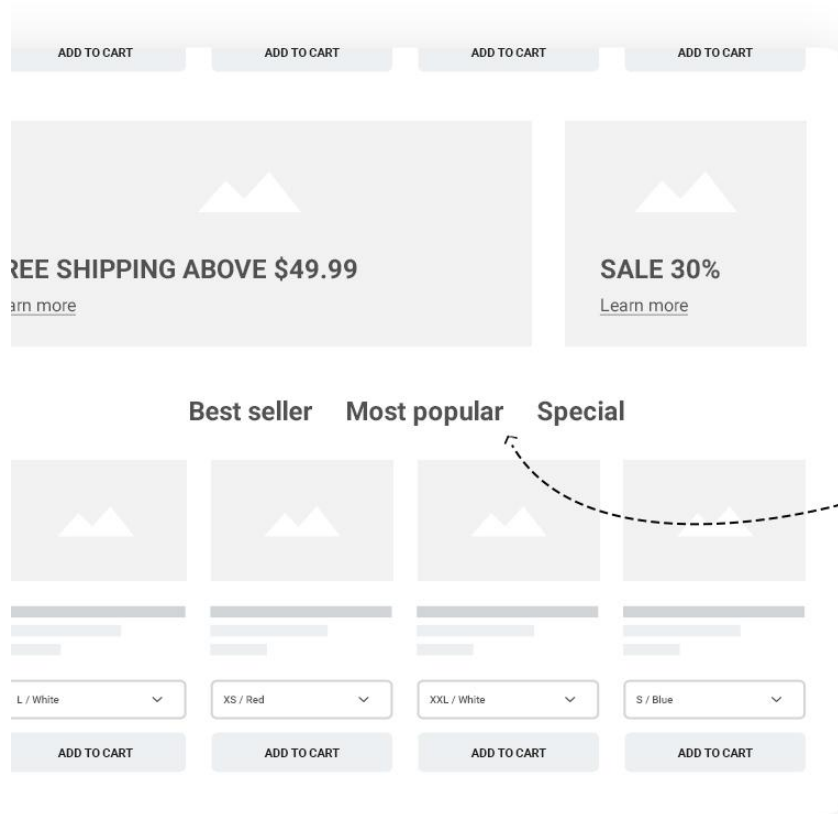
Open the menu on the left bar: [International / Translations](#)

Select the following type of translation of the [Modify translations](#) form: [Type of translation](#) :

- Installed modules translations
- Select your module: [Newsletter subscription](#)
- Select your language: the language you want to change the button text or make a translation for

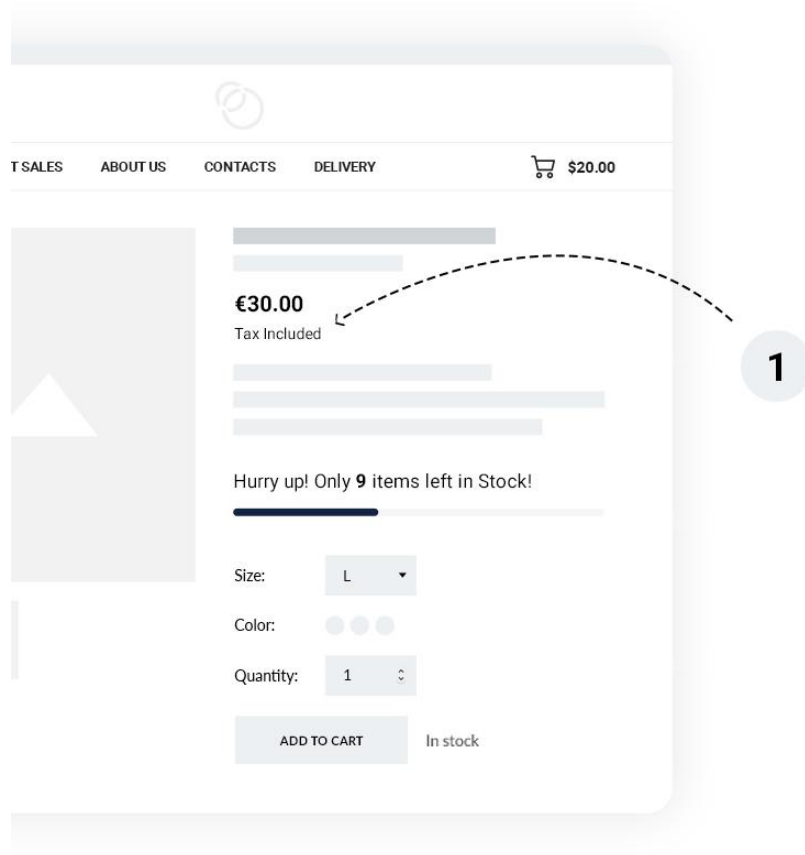
On the next page find the required expression and fill in the text in the appropriate field, then save.

"New arrival", "Best seller", "Special"



- Installed modules translations
- Select your module: [Home Products](#)
- Find the block with our products, open it, and start editing

Tax included



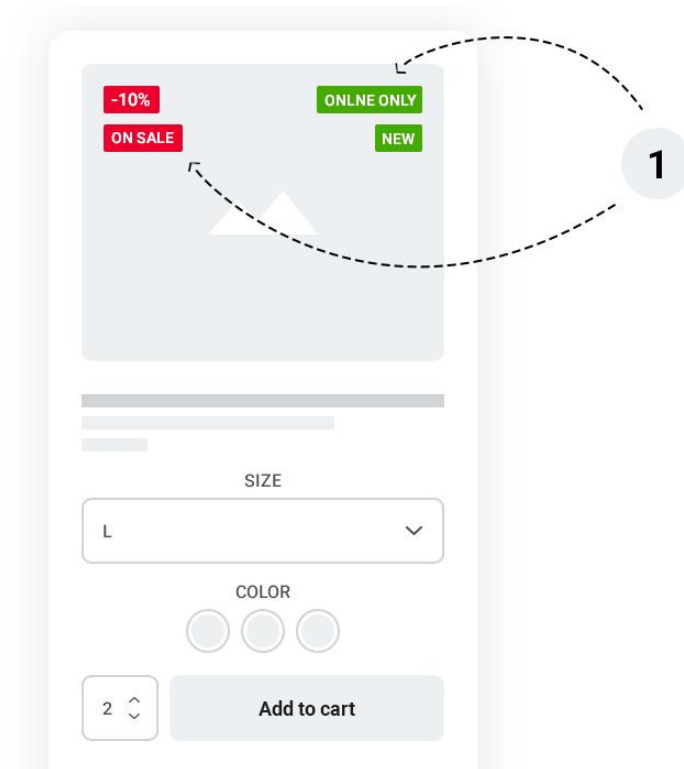
Open the menu on the left bar: [International / Translations](#)

Select the following type of translation of the [Modify translations](#) form: [Type of translation](#) :

- Themes translations
- Select your theme: [Classic](#)
- Select your language: the language you want to change the button text or make a translation for

On the next page find the required expression and fill in the text in the appropriate field, then save.

New, On sale, Online only



Open the menu on the left bar: [International / Translations](#)

Select the following type of translation of the [Modify translations](#) form: "Type of translation":

- Themes translations
- Select your theme: [Classic](#)
- Select your language: the language you want to change the button text or make a translation for

On the next page find the required expression and fill in the text in the appropriate field, then save.